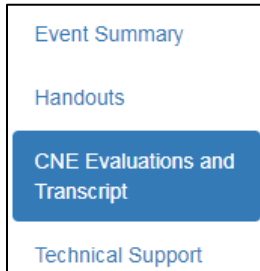





2019 Conference Evaluations and CNE/Contact Hours

1. Visit the Online Library (aaacn.org/conf19ce).

2. Log in with your aaacn.org username/password (how you're recognized as a paid attendee) and additional options will appear.



3. Click **CNE Evaluations & Transcript** tab (left) to access evaluations for the sessions you attended

4. Locate the session you want to evaluate and click the  button.

Session Evaluation

221 - Networking Box Lunch

* - Indicates answer is required.

*1) I verify I have completed this activity.
 Yes

*2) The learning outcome could be achieved using the content provided.
Learning Outcome: After completing this learning activity, the learner will be able to identify common concerns and devise approaches to handling those concerns with ambulatory nursing colleagues.

Strongly Agree
 Agree
 Undecided
 Disagree
 Strongly Disagree

5. Complete evaluation and click  button.

Congratulations, you have received a passing score of 100.00%.


Proceed to:

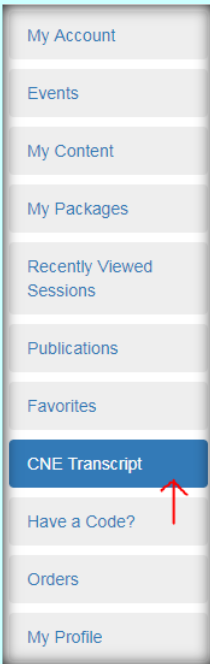
[View/Print CE Certificate](#)

Click the X on the top right of this window pane if you are done

6. When you submit the evaluation, a box (right) will pop up with a link to obtain your CNE certificate.

7. Follow the **View/Print CE Certificate** link to print your certificate (below).





TIP:

To access and/or print CNE certificates later, click  (top of page), and click **CNE Transcript** button (left)